

Christian Schools Sports Association



CSSA


Secondary State Athletics Carnival

Sydney International Athletics Centre
Sydney Olympic Park

Thursday 27 August 2026



CSSA website: www.cssa.nsw.edu.au



CSSA OFFICIALS

President:	Julie Kennedy: ACC Marsden Park
Vice President:	Rob Archer: St George CS
Executive Officer:	Linda Heslehurst
Email:	linda@cssa.nsw.edu.au
Website:	www.cssa.nsw.edu.au
Carnival Referee:	Daniel Nixon

SCHOOLS COMPETING

Far West	Brewarrina CS, Burrabadine CCS, Dubbo CS, Orange CS Namoi Valley CS, Parkes CS, Verity CC, Wagga Wagga CC
Hunter	Arise CC, ACC - Singleton, Belmont CC, Carinya CS Gunnedah Carinya CS Tamworth, Charlton CC, Green Point CC Hunter CS, Maitland CS, Midcoast CC, Pacific Brook CS Wyong CCS
Nepean	Bethel CS, Mamre AS, Mountains CS, Nepean CS Penrith CS, Richard Johnson AC, The Lakes CC Wycliffe Hope School, Wycliffe CS
North Coast	Casino CCS, Coffs Harbour Bible Church School Coffs Harbour CCS, Heritage CCS, Hinterland CS, Moree CCS Nambucca Valley CCS, Pacific Coast CS, Pacific Hope CS Pacific Valley CS, Port Macquarie AS, Richmond CC St Andrew's CCS, Summerland CC, Valley Hope School
North Met	Covenant CS, New Hope School, Nth Beaches CS Oxford Falls Grammar, Pacific Hills CS, Wahroonga AS
South Coast	Calderwood CS, Cedars CC, Illawarra CS, Nowra CS Shellharbour AC, Snowy Mts CS, Sth Highlands CS
South Met	Condell Park CS, Greenacre CC, Inaburra, Leppington AC Macarthur AC, Mt Annan CC, Oran Park AC, Regents Park CS St George CS, Shire CS, Southern Cross Baptist CCS William Carey CS
West Met	ACC – Marsden Park, Ebenezer CC, Kuyper CS, Mt View AC Norwest CC, St Narsai AC, Toongabbie CC, Tyndale CS

COMPETITION RULES

1. IAAF Rules apply.
2. Students **MUST** compete in their age group for all events (including relays)
3. A students age is determined by the age he/she turns this year ie. by the 31st Dec 2026
4. Secondary Age Championship points will be awarded from **age events only**.
5. Each Zone may enter in each age group:
Track Events: **3 competitors per event**
Field Events: **3 competitors per event** * *3rd place must achieve qualifying distance/height*
Relays: **3 school based teams** * *Competitors can only compete in one relay*
6. Officials, teachers and competitors are **only** allowed inside the track area.
Competitors must leave as soon as their event is finished.
Students **MUST NOT** cross the infield at any time
7. Times indicated in the program are a guideline only and are in no way binding.
8. Athletes should report immediately marshalling calls are made. If a track event coincides with a competitors field event(s), they should report to the field event officials and have his/her name recorded and then proceed to the track event.
9. Students must compete in their allocated lanes.
10. **Starting:**
a) Use of blocks is optional in 100m, 200m & 400m events.
b) Method: Events up to & including 400m – **On your Marks, Set, Gun**
Events 800m and over – **On your Marks, Gun**

c) False starts: the competitor responsible for causing the false start will be warned for a first breach, disqualified for their second breach.
11. **Place getters**
Competitors must return to the finish line in their respective lanes and remain until places are allocated.
12. **Track/Field Events**
Athletes are responsible for knowing which events they have nominated to compete in at the carnival and if there will be a clash between a track & field event. At the commencement of a field event athletes are to inform the official that they need to compete in a track event in the next 30minutes. Athletes that need to go to a track event must stay at the field event as long as possible and must notify the official before they leave so that they can have their next jump to ensure the flow of the competition. On completion of their track event the athlete must return immediately to the field event, notify the official and rejoin the competition. High Jump - the bar **WILL NOT** be lowered on an athletes return if it has been raised whilst competing at a track event.
13. **High Jump Wet Weather Procedure**
If conditions are ruled unsafe by the Carnival Referee due to water on the take-off area, students will only be able to compete if they are wearing spikes.
14. **Spikes + Starting Blocks - *SOPAC ruling***
Competitors **MUST** use starting blocks if they are wearing spikes when competing in laned track events: 100m, 200m, 400m & Relay.

15. **Dress Code:**
- **Shoes** must be worn in all events for safety.
 - Spikes are allowed for ALL events including 800m & 1500m
 - Maximum length of spikes for ALL events is 7mm with the exception of High Jump 9mm
 - Students will not be permitted to compete in the carnival unless they are in proper **school/zone sports uniform**.
 - Bicycle pants/skins may be worn only if they are approved by their school and are the same colour as their sports uniform or black or navy.
 - **Compression clothing** may be worn ONLY if they are approved by their school and are the same colour as their sports uniform or black or navy.
 - Students must compete in uniforms which are modest. One piece or two piece running suits, similar to swimming costume design, are not permitted.
 - Competitors must start & finish an event in the correct attire.
 - At no time are competitors allowed to discard clothing throughout an event.
16. **Protests:** Protests can be made to the Carnival Referee by the team manager within 30 minutes of the conclusion of the event. The Referee's decision in all cases is final.
17. **Accidents:** Should an accident occur, the teacher in charge of the event is to fill in an accident form, obtainable from the First Aid room. The injured athlete should report to the First Aid Officer at the ground which is near the finish line.

CARNIVAL ORGANISATION

Schools are expected to provide adequate supervision for their own students throughout the whole day. This venue has many areas for students to get lost in or misbehave, so every effort must be made to ensure that students remain in their stand area. Students must not be in the vicinity of the main administration foyer.

Teachers responsible for the supervision of student spectators at the State Carnival CAN NOT act as carnival officials at the same time.

There will be a canteen open throughout the day operated by the Athletics Centre.

Schools are responsible to ensure that their students know which event they are in and that they are dressed according to the rules of the CSSA Handbook.

**Please ensure that you have a copy of the current CSSA handbook
which can be downloaded from the CSSA website:**

www.cssa.nsw.edu.au

Schools are responsible to ensure that their students know the CSSA Code of Conduct and Disputes & Discipline Policy.

Students must not go onto the grassed area inside the track for any reason. Students found breaching this rule may be disqualified from the carnival by the Carnival Referee

SECONDARY STATE ATHLETICS OFFICIALS 2026

**Carnival Referee
Announcer**

**Kuyper CS
Covenant CS**

Daniel Nixon
Teacher/Adult

Track Officials

Track Referee

Chief Timekeeper (multi-timer)

Chief Track Judge

Chief Track Coordinator

[NSW Athletics](#)

[NSW Athletics](#)

[NSW Athletics](#)

CSSA Official

Gordon Bromhead

Finish Line

**Mountain View AC
Wahroonga AS**

Teacher/Adult
Teacher/Adult

Photo Finish

[SDS Team \(3\)](#)

Marshal

Marshal

Marshal

**Oxford Falls Grammar
ACC – Marsden Park
Wycliffe CS**

Teacher + 1 student runner
Teacher + 1 student runner
Teacher/Adult + 1 student runner

Starter

Starter Assistant

[NSW Athletics](#)
Maitland CS

[Ron Richter](#)
Teacher/Adult

Check Starters

**Wyong CCS
Oran Park AC**

Teacher/Adult + 1 student runner
Teacher/Adult + 1 student runner

Recording Room

Data Entry

Results

[SDS Team \(3\)](#)
Macarthur AC

Teacher/Adult + 1 student helper

First Aid

Complete Body Dynamics

Clothing Sales

CSSA Officials x 2

Multiclass Official

CSSA Official

Carolyn Sparkes

Field Officials

[NSW Athletics Jump Official](#)

Long Jump

1. **Toongabbie CC + 1 student helper & Calderwood CS + 1 student helper**
2. **Sth Highlands CS + 1 student helper & St George CS + 1 student helper**

High Jump

1. **Nth Beaches CS + 1 student helper & William Carey + 1 student helper**
2. **Green Pt CC + 1 student helper & Penrith CS + 1 student helper**

[NSW Athletics Throw Official](#)

Shot Put 1

Shot Put 2

1. **Richard Johnson AC + 1 student helper & Nepean CS + 1 student helper**
2. **Tyndale CS + 1 student helper & Illawarra CS + 1 student helper**

Discus 1

Discus 2

1. **Belmont CC + 1 student helper & Mt Annan CC + 1 student helper**
2. **Mamre AS + 1 student helper & Norwest CC + 1 student helper**

Javelin 1

Javelin 2

1. **Shire CS + 1 student helper + Pacific Hills CS + 1 student helper**
2. **Inaburra + 1 student helper & Cedars CC + 1 student helper**

Relay Changes

Volunteer Teachers (6)

CSSA SECONDARY STATE ATHLETICS PROGRAM 2026

Please ensure that your students arrive on time for the first event at 8.40am as the carnival will not be held up for late competitors. 17yrs & 18+yrs age groups for all field events will be held at the same time, however they will be recorded as separate events.

TIME	EVENT NO.	GIRLS EVENT	AGE	BOYS EVENT	EVENT NO.
All track & field officials are to report to the Carnival Referee at the finish line by 8.15am					
8.40am	1	Shot Put 2	12	1500m	8
			13	1500m	9
	2	Discus 2	14	1500m	10
	3	Javelin 1	15	1500m	11
	4	Long Jump 2	16	1500m	12
	5	High Jump 2	17	1500m	13
	6	High Jump 2	18+	1500m	14
	7	Multiclass Discus 2	Open	Multiclass Discus 2	15
9.30am	16	1500m	12	Shot Put 1	24
	17	1500m	13		
	18	1500m	14	Discus 1	25
	19	1500m	15	Javelin 2	26
	20	1500m	16	Long Jump 1	27
	21	1500m	17	High Jump 1	28
	22	1500m	18+	High Jump 1	29
	23	Multiclass Shot Put 2	Open	Multiclass Shot Put 2	30
10.00am	31	Shot Put 2	12		
	32	Javelin 1	13		
	33	Long Jump 2	14		
	34	High Jump 2	15		
	35	Discus 2	16		
	36	Discus 2	17		
			18+		
10.30am	37	100m	12	Shot Put 1	45
	38	100m	13	Javelin 2	46
	39	100m	14	Long Jump 1	47
	40	100m	15	High Jump 1	48
	41	100m	16	Discus 1	49
	42	100m	17	Discus 1	50
	43	100m	18+		
	44	Multiclass 100m	Open		
11.00am	51	High Jump 2	12	100m	57
	52	Discus 2	13	100m	58
	53	Shot Put 2	14	100m	59
			15	100m	60
	54	Javelin 1	16	100m	61
	55	Long Jump 2	17	100m	62
	56	Long Jump 2	18+	100m	63
			Open	Multiclass 100m	64
11.30am	65	200m	12	High Jump 1	73
	66	200m	13	Discus 1	74
	67	200m	14	Shot Put 1	75
	68	200m	15		
	69	200m	16	Javelin 2	76
	70	200m	17	Long Jump 1	77
	71	200m	18+	Long Jump 1	78
	72	Multiclass 200m	Open		

TIME	EVENT NO.	GIRLS EVENT	AGE	BOYS EVENT	EVENT NO.
12.00pm	79	Long Jump 2	12	200m	86
	80	High Jump 2	13	200m	87
			14	200m	88
	81	Shot Put 2	15	200m	89
	82	Discus 2	16	200m	90
	83	Javelin 1	17	200m	91
	84	Javelin 1	18+	200m	92
	85	Multiclass Long Jump 2	Open	Multiclass 200m	93
12.30pm	94	800m	12	Long Jump 1	102
	95	800m	13	High Jump 1	103
	96	800m	14		
	97	800m	15	Shot Put 1	104
	98	800m	16	Discus 1	105
	99	800m	17	Javelin 2	106
	100	800m	18+	Javelin 2	107
	101	Multiclass 800m	Open	Multiclass Long Jump 1	108
1.00pm	109	Javelin 1	12	800m	114
	110	Long Jump 2	13	800m	115
	111	High Jump 2	14	800m	116
	112	Discus 2	15	800m	117
	113	Shot Put 2	16	800m	118
			17	800m	119
			18+	800m	120
			Open	Multiclass 800m	121
1.30pm	122	12-14yrs Girls Relay	12	Javelin 2	124
			13	Long Jump 1	125
	123	Open Girls Relay	14	High Jump 1	126
			15	Discus 1	127
			16	Shot Put 1	128
			17		
		<i>Competitors can only compete in one relay</i>	18+		
2.00pm	129	Discus 2	12		
	130	Javelin 1	13	12-14yrs Boys Relay	135
	131	Long Jump 2	14		
	132	High Jump 2	15	Open Boys Relay	136
			16		
	133	Shot Put 2	17		
	134	Shot Put 2	18+	<i>Competitors can only compete in one relay</i>	
2.30pm	137	400m	12	Discus 1	144
	138	400m	13	Javelin 2	145
	139	400m	14	Long Jump 1	146
	140	400m	15	High Jump 1	147
	141	400m	16		
	142	400m	17	Shot Put 1	148
	143	400m	18+	Shot Put 1	149
3.00pm			12	400m	150
			13	400m	151
			14	400m	152
			15	400m	153
			16	400m	154
			17	400m	155
			18+	400m	156
3.45pm		Clean-up & Close			

Zone Seating 2026

Seating	Zone
Section 7	South Met
Lower Section 8	Far West
Upper Section 8	North Coast
Section 9	Hunter
Section 10	Nepean
Section 11	North Met
Section 12	South Coast
Section 13	West Met

Zone Point Score 2025

North Met	1,131 pts
Hunter	1,008 pts
South Met	945 pts
Nepean	701 pts
West Met	682 pts
South Coast	675 pts
Far West	444 pts
North Coast	377 pts

Age Champions 2025

12 yr Girl	Amelia Elphick	Illawarra CS
12 yr Boy	Isaac Johnson	Wycliffe CS
13 yr Girl	Meredith Lee	Covenant CS
13 yr Boy	Josiah Skinner	Wycliffe CS
14 yr Girl	Charlotte Campbell	Belmont CC
14 yr Boy	Joshua Alford	Toongabbie CC
15 yr Girl	Ivy Hoadley	MidCoast CC
15 yr Boy	Ashton Foley	Charlton CC
16 yr Girl	Isabella Christian	Illawarra CS
16 yr Boy	Edward Mackenzie Darby	Pacific Hills CS
17 yr Girl	Emily McLaren	Nowra CS
17 yr Boy	Jesse Masters	Green Point CC
18 yr Girl	Alyssa Moody	Green Point CC
18 yr Boy	Nathanael Ramsay	Wahroonga AS
Open AWD Girl	Alisha Webb	Nth Beaches CS
Open AWD Boy	Jeremiah Middleton	Covenant CS

Girls Records as at 2025

100m

12	N. Reitsma	Tyndale	92	13.44
13	R. Adelaja	St George	23	12.48
14	R. Adelaja	St George	24	12.25
15	J. Hoebergen	ICS-Cord	03	12.04
16	E. Reinalda	Covenant	92	12.38
17	J. Hoebergen	ICS-Cord	05	11.86
18+	E. Strecker	Cedars	23	12.85

Shot Put

12	A. Young	CCHS	96	10.67
13	K. Standing	Bankstown	88	12.29
14	T. Vella	William Carey	11	11.85
15	K. Standing	Bankstown	90	13.40
16	G. Rowan	Charlton	12	12.43
17	K. Standing	Bankstown	92	12.07
18+	C. Wayne	Illawarra	25	11.45

100m Para-Athlete

Open M.	Youssef	TF 41	Will Car	24	18.33 (95.56%)
---------	---------	-------	----------	----	----------------

Shot Put Para-Athlete

Open H.	Saunders	TF 35	NBCS	16	5.94 (81.25%)
---------	----------	-------	------	----	---------------

200m

12	R. Adelaja	St George	22	26.70
13	R. Adelaja	St George	23	25.42
14	R. Adelaja	St George	24	24.97
15	J. Hoebergen	ICS Cordeaux	03	24.40
16	E. Reinalda	Covenant	92	25.56
17	P. Campbell	Mamre	22	24.69
18+	E. Strecker	Cedars	23	25.60

Discus

12	R. Nelson	Inaburra	05	27.44
13	F. Collins	ACC MP	22	34.85
14	C. Ford	Hunter	04	33.59
15	S. Wilkie	Carinya T	19	36.88
16	K. Standing	Bankstown	91	36.37
17	K. Standing	Bankstown	92	37.34
18+	C. Wayne	Illawarra	25	47.44

200m Para-Athlete

Open M.	Youssef	TF 41	Will Car	24	40.21 (100.72%)
---------	---------	-------	----------	----	-----------------

Discus Para-Athlete

Open H.	Saunders	TF 35	NBCS	19	17.36 (89.90%)
---------	----------	-------	------	----	----------------

400m

12	W. Bebbington	Pacific Hill	86	1:01.15
13	J. Hoebergen	ICS-Cord	01	1:01.31
14	A. Rubie	Oxford Falls	06	59.00
15	J. Hoebergen	ICS Cordeaux	03	55.90
16	J. Hoebergen	ICS Cordeaux	04	56.13
17	P. Campbell	Mamre	22	55.52
18+	E. Strecker	Cedars	23	59.86

Javelin

12	A. James	Shire	22	27.57
13	I. Hoadley	MidCoast	23	31.53
14	A. Williams	Nth Beaches	18	34.95
15	I. Hoadley	MidCoast	25	37.65
16	J. Marr	Taree	16	34.30
17	Z. Haylen	Sth Highlands	24	35.30
18+	A. McIlwaine	Norwest	22	39.18

800m

12	M. Lee	Covenant	24	2:25.75
13	M. Grose	Oran Park	24	2:22.31
14	D. Smith	Inaburra	87	2:19.61
15	K. Clemens	Tyndale	90	2:19.35
16	R. Harrigan	Coffs Harbour	99	2:25.91
17	J. Fotheringham	Carinya T	23	2:22.32
18+	J. Fotheringham	Carinya T	24	2:17.37

Long Jump

12	R. Adelaja	St George	22	4.75
13	J. Hoebergen	ICS Cordeaux	01	5.24
14	E. Reinalda	Covenant	90	5.08
15	K. Bannister	Inaburra	05	5.33
16	N. Sykes	Dubbo	07	5.43
17	V. Young	Pacific Hills	93	5.30
18+	L. Cranston	Mt Annan	18	5.03

800m Para-Athlete

Open M	Youssef	TF 38	Will Car	24	3:41.82 (57.02%)
--------	---------	-------	----------	----	------------------

Long Jump Para-Athlete

Open H.	Saunders	TF 35	NBCS	16	2.57 (90.81%)
---------	----------	-------	------	----	---------------

1500m

12	M. Lee.	Covenant	24	5:10.25
13	M. Grose	Oran Park	24	4:50.31
14	M. Grose	Oran Park	25	4:43.98
15	R. Cameron	Nth Beaches	25	4:54.03
16	E. Bennett	Nth Beaches	23	5:08.33
17	J. Fotheringham	Carinya T	23	4:49.17
18+	J. Fotheringham	Carinya T	24	4:40.72

High Jump

12	W. Bebbington	Pacific Hills	86	1.53
13	W. Bebbington	Pacific Hills	87	1.62
14	N. McDermott	Green Pt	10	1.61
15	N. McDermott	Green Pt	11	1.70
16	N. McDermott	Green Pt	12	1.78
17	N. McDermott	Green Pt	13	1.75
18+	H. Mills	Wagga	22	1.51

4x100m Relay

12-14yrs	Nth Beaches	19	53.38
Open	Covenant	23	51.69

Boys Records as at 2025

100m

12	M. Lee	ICS Cord	05	12.50
13	M. Lee	ICS Cord	06	12.01
14	A. MacArthur	SSCS	92	11.25
15	E. Ugbomhe	Penrith	24	11.14
16	R. Wainwright	SSCS	10	11.08
=J. Moule	Rich John	23	11.08	
17	W. Hamilto	Nth Beaches	00	10.80
18+	W. Hamilton.	Nth Beaches	01	10.81

Shot Put

12	R. Keane	Green Pt	02	15.10
13	P. Skinner	Wycliffe	95	15.48
14	M. Blacker	CCHS	95	15.51
15	A. Tyloo	Tyndale	94	16.75
16	A. Tyloo	Tyndale	95	15.82
17	A. Tyloo	Tyndale	96	15.50
18+	M. Taylor	William Carey	13	13.54

100m Para-Athlete

Open	O. Stubbs TF 13	Norwest	18	12.44 (94.77%)
------	-----------------	---------	----	----------------

Shot Put Para-Athlete

Open	K.Setco TF 38	St George	11	9.99 (78.41%)
------	---------------	-----------	----	---------------

200m

12	J. Belista Dizon	Richard John	12	25.68
13	A. Foley	Charlton	23	23.84
14	N. Ramsay	Nepean	18	23.69
15	I. Schneider	Maitland	23	22.67
16	J. Moule	Rich John	23	22.43
17	W.Hamilton	Nth Beaches	00	21.92
18+	W.Hamilton	Nth Beaches	01	22.34

Discus

12	C. Vella	William Carey	05	36.48
13	N.Obaseki	Dubbo	17	43.39
14	M. Blacker	CCHS	95	52.23
15	M.Taylor	William Carey	10	55.66
16	J. Mitchison	Coverdale	96	53.64
17	M. Taylor	William Carey	12	42.01
18+	M. Taylor	William Carey	13	45.22

200m Para-Athlete

Open	O. Stubbs TF 13	Norwest	18	25.05 (95.89%)
------	-----------------	---------	----	----------------

Discus Para-Athlete

Opens	C. Anderson TF 20	Inaburra	14	27.45 (69.45%)
-------	-------------------	----------	----	----------------

400m

12	M.Lee	ICS Cord	05	1:02.70
13	A. Foley	Charlton	23	54.37
14	B.Allen	Carinya	11	53.77
15	C. Wayne	Illawarra	25	51.30
16	S. Miani	St George	23	51.02
17	C. Brown	Wagga	98	49.90
18+	L. Van Ratingen	Covenant	19	51.31

Javelin

12	C. Vella	William Carey	05	37.92
13	C. Vella	William Carey	06	42.83
14	C. Vella	William Carey	07	57.79
15	C. Vella	William Carey	08	61.66
16	R. Steyn	Carinya T	08	55.00
17	G. Bernard	Coverdale	92	55.46
18+	J. Hoy	Belmont	02	50.65

800m

12	D. Aitkins	SSCS	85	2:21.38
13	N. Longster	Nth Beaches	23	2:08.46
14	J. Alford	Toongabbie	25	2:10.29
15	B. Nevin	Inaburra	85	1:56.14
16	B. Lynch	Oxford Falls	16	2:03.11
17	J. Ridley	Redeemer	94	1:56.90
18+	J. Freeman	Nth Beaches	12	2:06.09

Long Jump

12	J. Belista Dizon	Richard John	12	5.35
13	R. Blackley	Green Point	97	5.96
14	M. St Clair	Gosford	01	5.88
15	W.Bremner	Green Pt	03	6.28
16	D.Ollivier	Wycliffe	03	6.35
17	M. Brownlee	Coffs Harbour	96	6.89
18+	O. Ugbomhe	Penrith	24	6.46

800m Para-Athlete

Open	O. Stubbs TF 13	Norwest	18	2:26.73 (90.7%)
------	-----------------	---------	----	-----------------

Long Jump Para-Athlete

Open	O. Stubbs TF 13	Norwest	18	5.64 (89.52%)
------	-----------------	---------	----	---------------

1500m

12	J. Low	Inaburra	19	4:52.55
13	N. Longster	Nth Beaches	23	4:33.58
14	J. Olsen	Illawarra	23	4:45.99
15	J. Low	Inaburra	22	4:21.61
16	C. Sullivan	Illawarra	23	4:16.18
17	M. Brook	Wyong	24	4:22.20
18+	B. Lynch	Oxford Falls	18	4:30.54

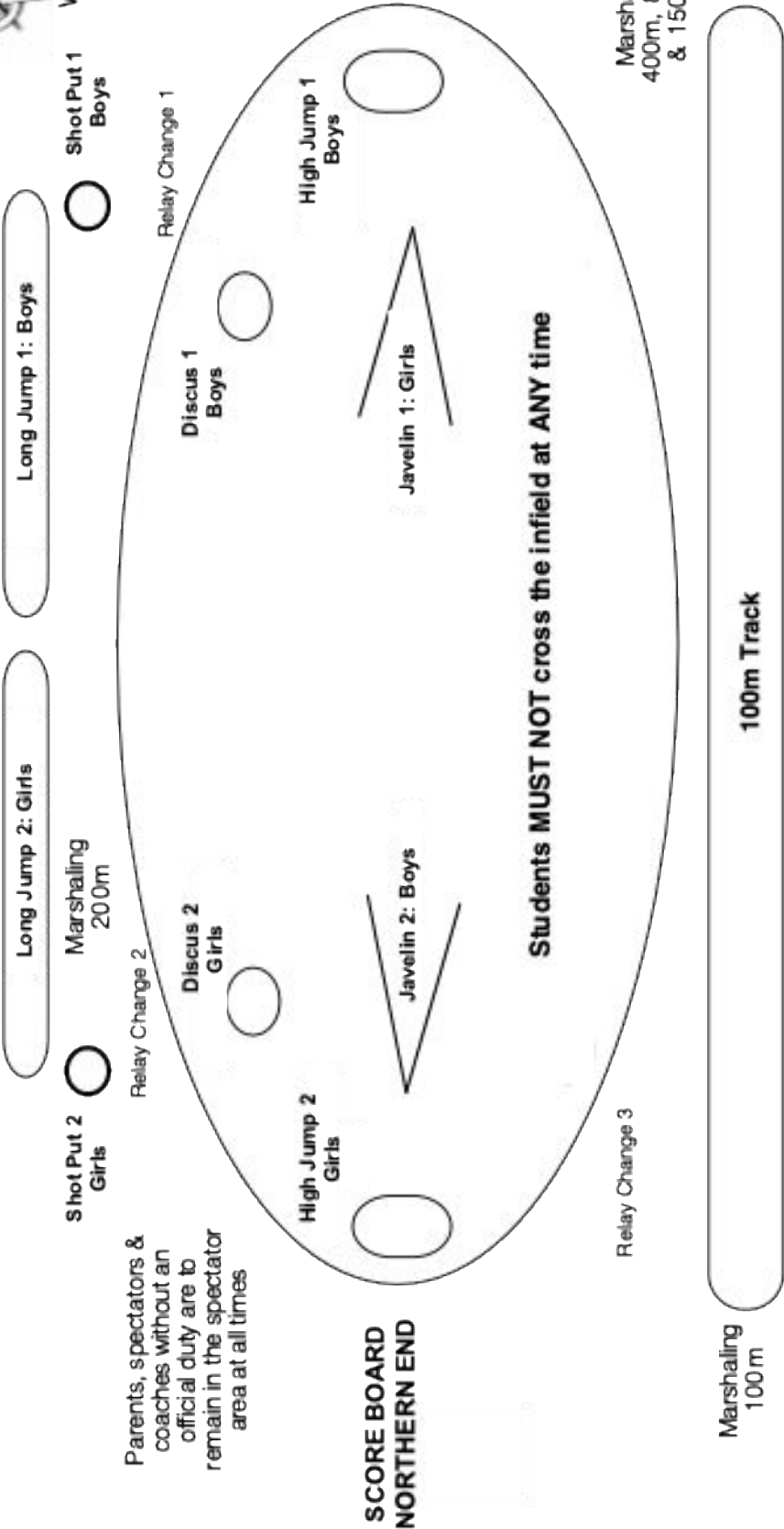
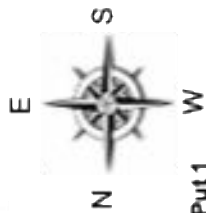
High Jump

12	P. Skinner	Wyclffe	94	1.61
13	B. Egan	Sth Highlands	16	1.70
14	B. Egan	Sth Highlands	17	1.88
15	S.Cohen	Maitland	03	1.95
16	S.Cohen	Maitland	04	2.05
17	M. Ognibene	CCHS	98	2.00
18+	R. Kruger	Oxford Falls	18	1.95

4x100m Relay

12-14yrs	Inaburra	24	49.71
Open	Maitland	24	45.13

CSSA Secondary State Athletics 2026
SOPAC Venue Map



Parents, spectators & coaches without an official duty are to remain in the spectator area at all times

South Met	Far West Nth Coast	Hunter	Nepean	North Met	South Coast	West Met
Section 7	Section 8	Section 9	Section 10	Section 11	Section 12	Section 13

GRAND STAND ZONE SEATING